







HAVIS

CNC PLASMA CUTTING MACHINE



 **Plasma cutting**

		
1500 - 2000 mm	3000 - 6000 mm	0.5 - 32mm

EASIER

FASTER

CUTS THICKER

The HAVIS CNC Plasma Cutting Machine is used to carryout cutting & shaping operation on Carbon Steel, Stainless Steel & Aluminium Sheets. We also offer customized solutions to meet increased productivity.



HVAC MODEL

This Machine equipped with Pneumatic rider assembly for fast & accurate cutting of thin sheet & this machine is most suitable for Ducting application.



AHC MODEL

The Machine equipped with smart height controller for effectively cutting . The Plate ranging from 3mm to 38mm thickness using air plasma.



HD MODEL

The Machine equipped with High Definition Plasma (Dual Gas) with superior cutting quality & ideal consumables life with arc voltage sampling. Cutting thickness ranging from: 3mm to 75mm





HAVIS



CNC PLASMA CUTTING MACHINE

SPECIFICATIONS

MODEL	HAVIS — 15xx-HVAC/AHC/HD	20xx-HVAC/AHC/HD
CUTTING WIDTH	1500mm	2000mm
CUTTING LENGTH	3000, 4000, 5000, 6000 mm	
TOTAL WIDTH	2160mm	2660mm
MAXIMUM HEIGHT	1900m	
CUTTING TABLE HEIGHT	700mm	
SPEED	16000mm/min	
MACHINE AXIS	X, Y, Z	
POSITIONING ACCURACY	±0.5mm	
REPETITION ACCURACY	±0.2mm	
CUTTING CAPACITY	0.5mm to 75mm DEPENDS UPON PLASMA SOURCE SELECTED	
PLASMA CUTTING UNIT/SOURCE	45A to 400A	
INPUT SUPPLY-MACHINE	1PHASE, 230V, 50Hz	
INPUT SUPPLY-PLASMA SOURCE	3PHASE, 380V to 415V, 50Hz	



OPERATOR CONSOLE



Free standing operator console houses Servo drives, CNC Module with optional Air conditioner.

SMART FEATURES



CNC CONTROL

We Offer reliable, user friendly high efficiency CNC from BURNY, Hypertherm, ESA giving the best results with every operator



SERVO DRIVE

DUAL Drive gantry system with AC Servo Drive provides fast acceleration & smooth movement.



LINEAR GUIDEWAYS & CARRIAGE

Precision LM Guideways & Rack used in conjunction with servo planetary gear box to ensure precision cut quality.



CAD/CAM INTERFACE.

We offer CAD/CAM & Nesting software products design to drive machine which improves productivity & profitability.

WIDE RANGE OF PLASMA SOURCES & PLASMA TORCH CONSUMABLES



LINCOLN ELECTRIC

Cutting Solutions



Kjellberg FINSTERWALDE



Hypertherm
Cut with confidence®

Products

CNC Flame / Plasma Cutting Machine
CNC Retrofit & Automation
CNC, Plasma Source and Torches
GIVI Misure DRO, Encoder & Scales
Special Purpose Machines

HAVIS
TEJUS
SHREYAS
RETROFIT
ROTHREAD

BALAJI AUTOTECH PVT. LTD.,

Plot No. 23, Road No. 5, 3rd Phase
Koorgally Industrial Area, Mysuru - 570 018, India
Ph. : 0821-2403906, Mobile : 9449861404
E-mail : sales@balajiautotech.com
www.balajiautotech.com

